

## LINA 12-LIGHT SM CHANDELIER

Designed to create airy geometric forms, Lina is an all-brass modular lighting system with minimal fasteners and cable suspension. Each shape has its own set of spherical hubs while sizes are determined by round rods used interchangeably throughout the series. By scaling rod lengths, Lina fixtures can grow or contract to suit any space. Designed by Rosie Li. Shown in Rosie Brushed Brass.

### DIMENSIONS:


Minimum height: 30"  
 Overall: 30" diameter  
 Canopy: 1" h. x 5" diameter

### LAMPING:

12 Edison sockets, maximum 60 watts per socket  
 12 6W 2700K LED bulbs supplied

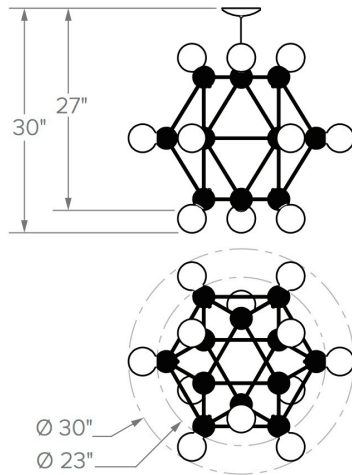
### OPTIONS:


For other configurations and sizes, see our Lina Family.



### AVAILABLE FINISHES

- rosie polished nickel
- rosie oil rubbed bronze
- rosie polished brass, rosie brushed brass



 UL listed for use in dry environments