



REMAINS LIGHTING

PERMANENT COLLECTION

MARLOWE 16 LANTERN

A delicate yet commanding, four-square lantern featuring smooth surfaces and sharp, 90-degree corners. The slender legs are joined by jewelry-cast corners with clean, domed fasteners. Glazed with clear glass panels.

Shown in Polished Brass.

DIMENSIONS:

Minimum height: 23"

Overall: 16" w. x 16" d.

Height to loop: 19-3/8"

LAMPING:

5 Candelabra sockets, maximum 60 watts per socket

OPTIONS:

Quick Ship available in selected finishes.

Several glass variations available.

For other configurations and sizes, see our Marlowe Family.

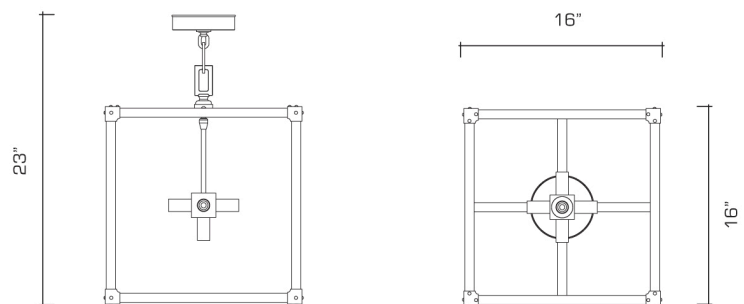



AVAILABLE FINISHES


polished brass

burnished nickel, polished nickel, dark waxed bronze

dark pewter, german silver, light pewter, antique brass, oil rubbed bronze, satin nickel, burnished brass



 UL listed for use in dry environments

 Manufactured using 90% recycled brass